

"FORM COM-AA"

(See Rules 253 (c), 254 (5) (iii) 254 (8) (i) (iv)

REPORT ABOUT THE MOTOR VEHICLE ACT

1. Name of the Police Station : JIWATI Dist: CHANDRAPUR
2. Cr. No./ TAR No./ SDE No. : 30/18 Sec-279, 304(A) IPC
3. Date, Time and Place of accident : DT: 06/04/18 betw 12:00 to 12:30 pm
4. Name of Deceased : 1) Anil Devidas Pawar  
2) Balaji Bapurao Pawar
5. Name of the Hospital to which he/she was removed : PHC- Jiwati, Ta. Jiwati,  
Dist: Chandrapur
6. No. of vehicle and the Type of Vehicle. : 1) MH-29, AT-709 [Bolero pickup]
7. Name and address of the Driver of the vehicle with particulars of driving license of the said driver and the address of the issuing authority of the said Badge. : Gajanan Farkuji Chatare  
Resid. of Ghichghat, Ta. Zari-  
Zamani. Dist. YAVATMAL  
DL.No. MH29.20140011531  
RTO- YAVATMAL
8. Name and address of the owner of the vehicle as it stands on the date R/o. Ward No. 7, Rajura, of the accident. : Jitendra Vittal Dukare  
A/post Ghichghat, Post. Bopapur  
Ta.- Zari, Zamani Dist: Yavatmal
9. Name of Insurance Company with whom the vehicle was insured and the Divisional Office of the said Insurance Company : Reliance General Insurance  
Co. Ltd. 1st Floor, Ayodhya-  
Bilding, Laxmi Nagar Road  
Bajaj Nagar, Nagpur.  
31800 0042634
10. Number of Insurance policy/ Insurance Certificate and date of validity of the Insurance Policy Insurance Certificate. : From: 21/10/17 to 20/10/18
11. Action taken, if any and the result Thereon. : Csno 30/18 registered, Accused driver  
Arrested, investigation going on.

[Signature]  
Police Station Officer,  
Police Station, Jiwati



1. \* Dist. चंद्रपुर \* P.S. 1497 \* Year 2018 \* FIR No. 30/18 \* Date 6/4/18  
जिल्हा पोलीस ठाणे वर्ष पहिली खबर क्र. तारीख

2. (i) \* Act भा.द.व. \* Sections 279, 304 (अ)  
अधिनियम कलमे

(ii) \* Act - \* Sections -  
अधिनियम कलमे

(iii) \* Act - \* Sections -  
अधिनियम कलमे

(iv) \* Other Acts & Sections मो वा का खम 184  
इतर अधिनियम व कलमे

3. (a) \* Occurrence of Offence : \* Day शुक्रवार \* Date from 6/4/18 \* Date To 6/4/18  
अपराधाची घटना वार तारीख पासून तारीख पर्यंत

\* Time Period दुपार \* Time From 12:00 \* Time To 12:30  
वेळेचा अवधी पासून पर्यंत

(b) Information received at P.S. Date 6/4/18 \* Time 15:51  
पोलीस ठाण्यावर माहिती मिळल्याची तारीख वेळ

(c) General Diary Reference Entry No. (s) 12/18 \* Time 15:51  
सर्वसाधारण रोजनिशीचा संदर्भ क्रमांक वेळ

4. Type of information : वाहन हत्येबाबत चौकसुन \* Written / Oral : लेखी/तोंडी  
माहितीचा प्रकार

5. Place of Occurrence : (a) \* Direction and Distance from P.S. मौजा जिवती \* Beat No. 14/1  
घटनेचे ठिकाण पोलीस ठाण्यापासून दिशा व अंतर गस्तक्षेत्र क्र.

(b) \* Address : मौजा जिवती  
पत्ता

(c) \* In case outside limit of this Police Station, then the  
या पोलीस ठाण्याच्या हद्दीच्या बाहेर असल्यास, त्या पोलीस ठाण्याचे नाव  
Name of P.S. मौजा जिवती Dist. चंद्रपुर  
पोलीस ठाणे जिल्हा

6. Complainant / Informant :  
तक्रारदार / खबरी

(a) Name श्रीवाणी पवार  
नाव

(b) Father's/ Husband's Name गंगाधर पवार  
पित्याचे / पतीचे नाव

(c) Date/Year of Birth : 35 वर्ष (d) Nationality : भारतीय  
जन्म तारीख / वर्ष राष्ट्रीयत्व

(e) Passport No. : - Date of Issue : - Place of Issue : -  
पारपत्र क्र. दिल्याची तारीख दिल्याचे ठिकाण

(f) Occupation : शेतकरी  
व्यवसाय

(g) Address : श. चौडा अजुना ता. जिवती जि. चंद्रपुर  
पत्ता



नाव- शिवाजी गंगाधर पवार वय 35 वर्ष धंदा- मजुरी ,जात- बंजारा रा. धोंडाअर्जुनी  
ता. जिवती जि. चंद्रपुर

मी समक्ष पोलीस स्टेशन ला येऊन तोंडी रिपोर्ट देतो की, मी वरील पत्यावर कुटुंबासह राहतो. व मजुरी करतो. माझ्या भावाचा मुलगा अनील देवीदास पवार वय 20 वर्ष व चुलत पुतऱ्या बालाजी बाबु पवार वय 22 वर्ष हे दोघेही पाच महीण्यापासुन भवानीगुडा (तेलगंणा) या गावी मजुरी करण्यास गेले होते. दि. 06/04/18 रोजी सारंगपुर येथे लग्न असल्यामुळे ते दोघेही सारंगपुर येथे लग्नाला आले होते असे मला महित झाले.

मी दि. 06/04/18 रोजी दुपारी 12/00 वा दरम्यान आपल्या घरी हाजर असतांना माझा मुलगा शिवाजी पवार यांनी सांगितले की, भाऊ अनील देवीदास पवार व बालाजी बाबु पवार हे दोघेही सारंगपुर वरुन अनील भाऊ चे मोटार सायकल नी काही सामान घेणे कामी जिवती ला आले होते व सामान घेऊन सारंगपुर येथे परत जात असता त्यांचा जिवती येथे अपघात झाला आहे. अशा माहिती वरुन मी प्रा. आ. केद्रं जिवती येथे आलो असता अनील पवार व बालाजी पवार हे दोघेही गंभीर जखमी अवस्थेत मरण पावलेले दिसले. त्यांनतर मी जिवती गावाबाहेर घटनास्थळी गेलो असता रोडच्या बाजुला बोलरो पीकप एम एच 29 एटी 0709 ही उभी होती. व माझ्या पुतऱ्याची साईड असलेली मोटार सायकल क्र. एम एच 34 ए एन 3953 ही रोडवर खाली पडलेली होती. बोलरो पीकप एम एच 29 एटी 0709 च्या चालकाने त्याचे वाहन निष्काळजीपणे चालवुन माझ्या दोन्ही पुतऱ्यांच्या मो.सा ठोस मारुन त्यांचे मृत्युस कारणीभुत ठरला करीता बोलरो पीकप एम एच 29 एटी 0709 च्या चालकावार कारवाही करण्यात यावी हि विनंती.

हिच माझी तोंडी रिपोर्ट आहे. माझे सांगणेप्रमाणे टंकलिखित केली असुन मला वाचुन दाखविली बरोबर आहे.

एस.डि. ईग्रजी अस्पष्ट

वरील फिर्यादीचे तोंडी रिपोर्ट वरुन सदरचा गुन्हा नोंदं करुन तपासात घेतला खबरीची नक्कल प्रत संबंधीत अधि सा. यांना सुचनार्थ रवाना.



suspected/ unknown accused with full particulars :

माहित असलेल्या/ संशयीत/ माहित नसलेल्या आरोपीचा संपूर्ण तपशील :

(Attach separate sheet, if necessary)

(आवश्यक असल्यास, स्वतंत्र कागद जोडावा)

No.

0013714

आरोपी नाव - राजानन कडकना - पाली - वय 27 वर्ष  
जात - मांडी धंदू - पाहण चालक श. विधात ना. 27/1  
पि. 27 नमो. मो. नं - 9652623129.

Physical features, deformities and other details of the suspect :  
संशयितांची शारीरिक ठेवण, व्यंग आणि इतर तपशील :

*Sex लिंग	*Date/Year of Birth जन्मतारीख/ वर्ष	*Build बांधा	*Height in Cms. उंची (सें. मी. मध्ये)	*Complexion वर्ण	*Identification Mark(s) ओळख
(1)	(2)	(3)	(4)	(5)	(6)
-	-	-	-	-	-

*Deformities/Peculiarities व्यंग / वैशिष्ट्ये	*Teeth दात	*Hair केस	*Eye डोळे	*Habit(s) सवयी	*Dress Habits पोशाखाच्या सवयी
(7)	(8)	(9)	(10)	(11)	(12)
-	-	-	-	-	-

* Languages/Dialect भाषा / बोली भाषा	PLACE OF				
	*Burn Mark भाजल्याची खूण	*Leucoderma कोड	*Mole तीळ	*Scar व्रण	*Tattoo गोंदण
(13)	(14)	(15)	(16)	(17)	(18)
-	-	-	-	-	-

These fields will be entered only if complainant/informant gives any one or more particulars about the suspect. This will be used only for the purpose of preliminary retrieval to assist I. O.

जर तक्रारदार/ खबरीने संशयीत बद्दल वरील १ किंवा अधिक रकान्यातील माहिती दिली तरच भरावी. तपस अधिकान्याने प्राथमिक पातळीवर तपास करण्यासाठी वरील माहिती उपयोगात आणावी.

A database created will subsequently link one suspect in several cases, if any.

या अनुषंगाने तयार झालेल्या माहितीचा उपयोग संशयीताचा इतर गुन्द्यातील सहभाग स्पष्ट करेल.

A comprehensive and complete data on all fields will again be prepared when any accused is arrested irrespective of previous suspicion.

वरील रकान्यातील संपूर्ण माहिती ज्यावेळी संशयीतास अटक करण्यात येईल त्यावेळी पुनः तयार करावी.



रिपोर्ट वरून लागू करा

Particulars of properties stolen/involved (Attach separate sheet, if necessary) :  
चोरीस गेलेल्या/अंतर्भूत मालमत्तेचा तपशील (आवश्यक असल्यास, स्वतंत्र कागद जोडावा) :

\*Total value of properties stolen/involved : .....

चोरीस गेलेल्या/अंतर्भूत मालमत्तेचे एकूण मूल्य :

\*Inquest Report/U. D. Case No., if any : .....

मरणान्वेषण अहवाल/ यु. डी. प्रकरण क्र. जर असल्यास :

F. I. R. Contents (Attach separate sheets, if required) : .....

पहिल्या खबरीतील हकिगत (आवश्यक असल्यास, स्वतंत्र कागद जोडावेत) :

हकीगत याप्रमाणे आहे की

घटना ती. वेळी घडली होती यातील आरोपी लामे गजानन फडकेजी  
पाटारे याने आपुल ताह्यातील वाहन (बल्लरी) हे मम-२७ मम ७०  
हे हत्यारयान व निष्काळजीपणाने चालवुन मो. सायकुल हे मम ३४  
३९५३ वरील चालक लामे अणिल दावदास पवार हे बालाजी सापु-  
पवार यांचे मापूर सायकुलला ठेवून मारुन त्यांचे मूल्युस कुसारीपुन

Action taken : Since the above report reveals commission of offence(s) u/s as mentioned at Item  
No. 2, registered the case and took up the investigation directed by the Police Station (तला)  
Rank..... to take up the investigation/  
Refused investigation/transferred to P. S..... on point of jurisdiction.

केलेली कार्यवाही : बाब क्र. २ मध्ये नमूद केलेल्या कलमान्वये अपराध घडल्याचे वरील अहवालावरून दिसून आल्यामुळे प्रकरण नोंदवले आणि  
तपासाचे काम हाती घेतले. मपूर शहर व मो. सायकुल  
पदनाम..... यांना तपासाचे काम हाती घेण्याचा निर्देश दिला/ तपास करण्याचे नाकारले/अधिकारितेच्या  
पध्दावर..... पोलीस ठाण्याकडे हस्तांतरित केले.

F. I. R. read over to the Complainant/Informant /admitted to be correctly recorded and a copy  
given to the Complainant/Informant free of cost.

पहिली खबर तक्रारदाराला/खबरीला वाचून दाखविली, बरोबर नोंदवली असल्याचे त्याने मान्य केले आणि तक्रारदाराला/खबरीला प्रत मोफत दिली.

शेवती पवार

Signature/Thumb impression  
of the Complainant/Informant.  
तपसारी/खबरीची सही/अंगठ्याचा ठसा

Signature of the Office-in-charge, Police Station  
पोलीस ठाण्याच्या प्रभारी अधिकाऱ्याची सही

\*Name : .....  
नाव अलीव प्रसाशम डवरे  
\*Rank : .....  
पदनाम स काँ  
No. ....  
क्रमांक १६९८

& Time of despatch to the court : .....  
पाठविल्याची तारीख व वेळ  
६/३/१९८४ १९:२०

शेवती पवार

शेवती पवार



Memorandum of a post-mortem examination held at R.H. Gadchander <sup>12.06.2018</sup> Dispensary Hospital  
on the dead body of Anil Devidas Pawar of Dhunde aijun Village  
Taluka Jiwadi, District Chandrapur, by Dr. Tushar Mando City K.

I. General Particulars—

1. (a) By whom was the corpse sent?

PS. Jiwadi

(b) Name of place from which sent.

Jiwadi

(c) Distance of place from which sent.

35 Km

2. By whom was the corpse brought?

P.C. Rajendra 2944.

PS. Jiwadi

3. By whom identified?

P.C. on duty

4. The date, hour and minute of its receipt.

~~06/04~~

~~06~~ 06:15 PM

(a) The date, hour and minute of beginning post-mortem examination.

06:20 PM

} 06/04/2018

(b) The date, hour and minute of ending post-mortem examination.

07:10 PM

5. Substance of accompanying Report from Police Officer or Magistrate, together with the date of death if known. Supposed cause of death or reason, for examination.

As per Police inquest

& Requisition

Date of Death = 6/4/2018

As per Police information it is

6. If not examined at Dispensary or Hospital—

(a) Name of place where examined.

(b) Distance from Dispensary or Hospital—

(c) Reason why the body was not sent to the Dispensary or Hospital.

Not Application.

**I. External Examination—**

7. Sex, apparent age, race or caste.

Male 20 yrs.

Description of clothes and of ornaments on the body.

- ① 1 multicolour shirt stained & blood & torn at places.
- ② 1 Bangon stained & Blood & Mud Patch.
- ③ 1 Blue colored see no stains & Blood & Mud Patch.
- ④ 1 Brown Belt.
- ⑤ 1 Pair of torn brown socks.
- ⑥ 1 underwear blue colour.

8. Condition of the clothes—Whether wet with water, stained with blood or soiled with vomit or faecal matter.

9. Special marks on the skin such as scars, tattooing etc., any malformations peculiarities, or other marks of identification. State of the teeth.

Body identifiable.

Teeth 14/14 intact.

In newly born infants, the length and (if possible), the weight of the body to be recorded together with the state of the hair, nails and umbilical cord, its length, whether placenta is attached or not, if present, its size and condition.

Not Applicable.



Condition of body—  
whether well-nourished, thin  
or emaciated, warm or cold.

Average Built, Cold

- 11: **Rigor Mortis**—Well-marked, slight or absent; whether present in the whole body or part only.

Well Marked in whole Body

12. Extent and signs of decomposition, presence post-mortem lividity of buttocks, loins, back and thighs or any other part. Whether bullae present and the nature of their contained fluid. Condition of the cuticle.

No signs of Decomposition  
PM lividity (+) over Back &  
Buttocks except over  
pressure points  
Fixed.

13. **Features**—Whether natural or swollen, state of eyes, position of tongue: nature of fluid (if any) oozing from mouth, nostrils or ears.

Features—Identifiable,  
Eyes - Partially opened.  
~~Fixe~~ Cornea - Hazy.  
Tongue - Inside mouth.  
Mouth - Partially opened.  
No oozing of fluid from mouth  
and Nostrils, dry blood stained  
present over Nasal and  
Mouth region.

14. **Condition of skin**—Marks of blood etc. In suspected drowning the presence or absence of cutis anserina to be noted.

→ Pale stained with Blood and  
Mud Particles at places



15. Injuries to external genitals.  
Indication of purging.

No injuries to External Gen.

No Rigidity

→ All four limbs straight.

16. **Position of limbs**—  
Especially of arms and  
of fingers in suspected  
drowning the presence or  
absence of sand or earth  
within the nails or on the  
skin of hands and feet.

① Contused abrasion present over  
Ant Aspect of upper aspect of Rt leg  
of size 4x2 cm Reddish green in color  
underlying Tibia fibula # present.

17. **Surface wounds and  
injuries**—Their nature, posi-  
tion, dimensions (measured)  
and directions to be  
accurately stated—their  
probable age and causes  
to be noted.

② Contusion present over Both Parietal  
region of size 6cm x 2.5cm confirmed  
by shiny cut

③

If bruises be present what is  
the condition of the  
subcutaneous tissues ?

(N.B.—(When injuries are  
numerous and cannot be  
mentioned within the space  
available they should be  
mentioned on a separate  
paper which should be  
signed).

18. Other injuries discovered by  
external examination or  
palpation as fractures etc.

~~None~~  
Injury No. 1 mentioned in  
column No. 17

(a) Can you say definitely  
that the injuries shown  
against serial Nos. 17  
and 18 are ante mortem  
injuries ?

Yes Antimortem



III. Internal Examination—

19. Head—

(i) Injuries under the scalp, their nature. Under scalp haematoma present over Both Parietal Region of size 4cm x 2cm.

(ii) Skull—Vault and base—describe fractures, their sites, dimensions, directions, etc. Skull, Vault and Base → Intact.

(iii) Brain—The appearance of its coverings, size, weight and general condition of the organ itself and any abnormality found in its examination to be carefully noted (weight M. 3 grams F. 2.75 grams).  
Meninges - (1) subdural haematoma present over Both occipital Region of size 4.5 x 2 cm.  
(2) subdural haematoma present over lower part of cerebellar Region of size 6cm x 3cm.

Brain → Laceration present over left occipital Region of size 3cm x 0.5cm x 0.5cm.

20. Thorax—

(a) Walls, ribs, cartilages (2) cerebellar contusion present over lower part of Both cerebellar Region of size 6cm x 2cm confirmed by sving cut.

(b) Pleura Intact  
(c) Larynx, Trachea and Bronchi Intact Intact  
No foreign Body; Mucosa congested.

(d) Right Lung Intact, congested

(e) Left Lung Intact, congested

(f) Pericardium Intact, congested.

(g) Heart with weight } Intact, contains Blood &  
(h) Large vessels } Blood clots.

(j) Additional remarks. Nil.



21. Abdomen

Walls Intact

Peritoneum Intact

Cavity Intact, No free fluid.

Buccal Cavity, teeth, tongue and Pharynx. Intact, No foreign Body Mucosa congested.

Desophagus Intact, Mucosa congested

Stomach and its contents Intact, contain 100 ml of yellowish semidigested food material

Small intestine and its contents. } Intact, content gaseous and fecal matter  
Large intestine and its contents. } Mucosa congested.

Liver (with weight) and gall bladder. Intact, congested

Pancreas and Suprarenals Intact, congested.

Spleen with weight Intact, congested.

Kidneys with weight Intact, congested.

Bladder Intact congested, empty.

Organs of generations Intact, congested.

Additional remarks with where possible, medical officer's deduction from the state of the contents of the stomach as to time of death and last meal.

Nil.

State which viscera (if any) have been retained for chemical examination and also quote the numbers on the bottles containing the same.

Not Preserved




Intact Not Not opened

isary  
ial

Lo )


Opinion as to the cause  
probable cause of death. "

Head Injury"



2018

Dated 06/04/2018 200

  
(Signature)  
Dr. Tushar K. Mandel

\*The Spinal Cord need not be examined unless there are any indications of disease, Strychnia poisoning or injury.

**Note**—The report must be written and signed immediately after the examination. Medical Officers will at once despatch a duplicate copy to the Civil Surgeon of their district for record in his office.

Great care should be taken not to cut the viscera before they have been inspected *in situ*.



ML PM No. 753 / 06/04/2018

Place Dispensary  
Civil Hospital

RH Gadchender 200 06/04/2018

Forwarded to the Police Sub-Inspector


PS. Jiwah

for information with reference to his No.

30/18 / 304 of (A) IPC 200

2. Viscera has been preserved. It may please be stated **Immediately** whether examination by the Chemical Analyser is necessary or it is to be destroyed.

Viscera Not preserved for Chemical Analysis.


Civil Surgeon or M. M. S. Officer  
Dr. Tushar K. Mande

वैद्यकीय अधिकारी

प्राथमिक रुग्णालय, गडचिंद्र, जि. चंद्रपूर

Copy forwarded with compliments to the Civil Surgeon,

for information.

M. M. S. Officer

Seen and examined by the Civil Surgeon,

on

200

Remarks of the Civil Surgeon,

(if any)

Civil Surgeon



12-06-2018

Memorandum of a post-mortem examination held at R.H. Gadchander Dispensary Hospital

on the dead body of Balati Babu of Village Kumbezari Pawar City

Taluka Jiwati, District Chandrapur by Dr. D. N. Subhedar

I. General Particulars—

1. (a) By whom was the corpse sent? P. S. Jiwati

(b) Name of place from which sent. Jiwati

(c) Distance of place from which sent. 35 km

2. By whom was the corpse brought? P. C. Unnakant, S. NO 462 P. S. Jiwati on duty.

3. By whom identified? P. C. on duty.

4. The date, hour and minute of its receipt. at 5.05 P.M.

(a) The date, hour and minute of beginning post-mortem examination. at 5.15 P.M. on dated 6/04/2018.

(b) The date, hour and minute of ending post-mortem examination. at 6.10 P.M.

5. Substance of accompanying Report from Police Officer or Magistrate, together with the date of death if known. Supposed cause of death or reason, for examination. AS per police inquest and requisition date of death is 06/04/2018 AS per police information it is case of death due to Road traffic accident



6. If not examined at Dispensary or Hospital—

(a) Name of place where examined.

(b) Distance from Dispensary or Hospital—

(c) Reason why the body was not sent to the Dispensary or Hospital.

Not applicable

II. External Examination—

7. Sex, apparent age, race or caste.

male, 22 yrs

Description of clothes and of ornaments on the body.

- one maroon shirt with white dots stained with blood and mud particles. at places torn at places.
- one blue jeans stained with blood and mud particles. torn at ~~at~~ places.
- one Black Bombyan stained with blood and mud particles.
- one Brown under wear.
- one Red thread around waist

8. Condition of the clothes— Whether wet with water, stained with blood or soiled with vomit or foecal matter.

9. Special marks on the skin such as scars, tattooing etc., any malformations peculiarities, or other marks of identification. State of the teeth.

Body identified one teeth 14/14 Perfect

In newly born infants, the length and (if possible), the weight of the body to be recorded together with the state of the hair, nails and umbilical cord, its length, whether placenta is attached or not, if present, its size and condition.

Not applicable

10. **Condition of body**— Whether well-nourished, thin or emaciated, warm or cold.

Average built, cold

11. **Rigor Mortis**—Well-marked, slight or absent; whether present in the whole body or part only.

well marked in whole body.

12. **Extent and signs of decomposition**, presence post-mortem lividity of buttocks, loins, back and thighs or any other part. Whether bullae present and the nature of their contained fluid. Condition of the cuticle.

NO signs of decomposition, postmortem lividity present over back and buttocks except over pressure points, not fixed.

13. **Features**—Whether natural or swollen, state of eyes, position of tongue: nature of fluid (if any) oozing from mouth, nostrils or ears.

features - identifiable  
Eyes - partially opened  
Cornea - Hazy  
Tongue - In mouth  
mouth - partially opened  
No oozing of fluid from mouth and nostrils, dry blood stained present over nasal and mouth region

14. **Condition of skin**—Marks of blood etc. In suspected drowning the presence or absence of cutis anserina to be noted.

pale stained with blood and mud particles at places.



NO injuries to external genitalia.  
NO purging,  
All four limbs straight

5. Injuries to external genitals. —  
Indication of purging. —

6. Position of limbs —  
Especially of arms and of fingers in suspected drowning the presence or absence of sand or earth within the nails or on the skin of hands and feet.

17. Surface wounds and injuries — Their nature, position, dimensions (measured) and directions to be accurately stated — their probable age and causes to be noted.

- ① lacerated wound present over right side of the face and scalp and over maxillary region of size 18cm x 3cm cavity deep under lined Bone of frontal maxillary bones fractured at multiple sites over an area of 32cm x 28cm meninges torn at places Brain matter exposed to exterior.
- ② contused Abrasion present over chest on both side in upper middle and lower region of size 48cm x 32cm fracture of ribs present on right side from 2 to 8th ribs at multiple places on left side 1st rib to 10th ribs at multiple places.
- ③ lacerated wound present over Anterior aspect lower 1/3rd of right wrist Bone deep Radius and humerus exposed to exterior. of size 4cm x 1cm.
- ④ lacerated wound present over right groin Bone deep pubic bone on right side Exposed to exterior. of size 20cm x 5cm
- ⑤ lacerated wound present over posterior aspect of right knee Bone exposed to exterior of size 12cm x 4cm
- ⑥ contused Abrasion present over posterior aspect of lower 1/3rd of right leg of size 8cm x 6cm reddish green in colour undeline tibia & fibula fracture present.
- ⑦ contused abrasion present over upper 1/3rd of right thigh over anterior surface of size 8cm x 9cm obliquely placed condylined femur fracture present.

If bruises be present what is the condition of the subcutaneous tissues?

(N.B.—(When injuries are numerous and cannot be mentioned within the space available they should be mentioned on a separate paper which should be signed).

8. Other injuries discovered by external examination or palpation as fractures etc.

Injuries mentioned in column No. ① to ⑦

(a) Can you say definitely that the injuries shown against serial Nos. 17 and 18 are ante mortem injuries?

yes Antemortem.



- i) Injuries under the scalp, - Under scalp torn over  
 their nature. - Both frontal temporal parietal and occipital region of size 38cm x 32cm.
- ii) **Skull** - Vault and base - skull vault = comminuted fracture present over right parietal and temporal frontal region of size 38cm x 32cm. open fracture present with brain matter exposed to exterior.  
 describe fractures, their sites, dimensions, directions, etc.  
**Skull Base** = fracture of anterior, middle and posterior cranial fossa present at multiple places in to multiple small places.  
 → meninges = torn at places  
 Brain = Brain matter exposed to exterior on right side Brain matter absent over frontal, parietal, and temporal region.
- iii) **Brain** - The appearance of its coverings, size, weight and general condition of the organ itself and any abnormality found in its examination to be carefully noted (weight M. 3 grams F. 2.75 grams).

**Thorax** -

- (a) Walls, ribs, cartilages - ① Fracture of ribs on right side present from 2nd to 8th ribs at multiple places.  
 ② Fracture of ribs on left side from 1 to 10th ribs.
- (b) Pleura - Torn at places
- (c) Larynx, Trachea and Bronchi - Intact no foreign body mucosa congested
- (d) Right Lung - multiple lacerations present over upper, middle, and lower surface of all three lobes
- (e) Left Lung - multiple lacerations present over upper and lower lobe on outer surface
- (f) Pericardium - contusion present over anterior surface of left ventricle of size 3cm x 2cm confined by giving cut
- (g) Heart with weight - Intact contains blood and blood clots.
- (h) Large vessels -
- (i) Additional remarks - Nil



21. Abdomen—

Walls — Intact

Peritoneum — contains blood and blood clots

Cavity — contains blood and blood clots about 250ml

Buccal Cavity, teeth, tongue and Pharynx. — Intact no foreign body mucosa congested

Esophagus — Intact no foreign body mucosa congested.

Stomach and its contents — Intact contains 150 ml of yellowish semi digested food material, mucosa congested

Small intestine and its contents.

Large intestine and its contents.

Intact contains gases and fecal matter, mucosa congested

Liver (with weight) and gall bladder.

Multiple lacunations present over both lobes. of size varies from 2cm x 1cm x 0.5cm to 6cm x 1.5cm x 0.5cm.

Pancreas and Suprarenals

Intact congested

Spleen with weight

Intact congested

Kidneys with weight

Both kidneys intact congested

Bladder

Intact empty mucosa congested

Organs of generations

Intact, congested

Additional remarks with where possible, medical officer's deduction from the state of the contents of the stomach as to time of death and last meal.

Nil

State which viscera (if any) have been retained for chemical examination and also quote the numbers on the bottles containing the same.

Viscera not preserved.

22. Spine and Spinal Cord — 7 Intact, not opened

Opinion as to the cause — "Injury to vital organs"  
probable cause of death.

*[Handwritten Signature]*

Dr. D. N. Subbawar

Med. Super.

(Signature)

Rural Hospital, ...

Dist. Chandrapur

Dated 06/04/2018

\*The Spinal Cord need not be examined unless there are any indications of disease, Strychnia poisoning or injury.

**Note**—The report must be written and signed immediately after the examination. Medical Officers will at once despatch a duplicate copy to the Civil Surgeon of their district for record in his office.

Great care should be taken not to cut the viscera before they have been inspected *in situ*.



Place Dispensary  
Civil Hospital

R. H. Gaekhandur  
06/04/2006

Forwarded to the Police Sub-Inspector P. S. Tiwari  
for information with reference to his No. Crime NO 30/18 of CrPc 174, 304(A) IPC  
200

2. Viscera has been preserved. It may please be stated **Immediately** whether examination by the Chemical Analyser is necessary or it is to be destroyed.

*Viscera not preserved for chemical analysis*

*[Signature]*

Dr. D. N. Subbawa  
Civil Surgeon or M. M. S. Officer  
Rural Hospital, Beechondur  
Dist. Chandrapur

Copy forwarded with compliments to the Civil Surgeon,

for information.

M. M. S. Officer

Seen and examined by the Civil Surgeon,

200

Remarks of the Civil Surgeon,

(if any)

on

Civil Surgeon

माहकी 261, 306 माहकी RAW गोवा का

The Place of Occurrence shown by घटनेचे ठिकाण दाखविणाऱ्याचे :

Name शिवाजी पवार  
नाव :

Father's/Husband's Name राजानेन पवार  
पित्याचे / पतीचे नाव :

Address छोडा भुमुनी त. निवती ज. चव्हर  
पत्ता :

TYPE OF CRIME (All including M.O. Crime):  
गुन्ह्याचा प्रकार (गुन्ह्याच्या सर्व पद्धतीसह):

(i) \*Major Head: प्रधान शीर्ष: दसगाने वाहन चाळवणे (ii) \*Minor Head: गौण शीर्ष:

(iii) \*Method(s): पद्धती:

- (1) निवती त. गडचिपूर रोड गॅस प्रसरी जवळ वाहन चाळवणे
- (2) मायके वाहन निष्का वरिने वाहन चाळवणे मृत्यु कारणा अज्ञात
- (3)

(iv) \*Conveyances used: वापरलेली वाहने: मोटार लायव्ह व बोकेरी फिमप

(v) \*Character Assumed: केलेले वेषांतर / केलेली बतावणी:

(vi) \*Language / Slang used: वापरलेली भाषा / बोली भाषा: मराठी

(vii) \*Special Feature-1: विशेष वैशिष्ट्य-१:

\*Special Feature-2: विशेष वैशिष्ट्य-२:

\*Special Feature-3: विशेष वैशिष्ट्य-३:

(viii) Type of Place of Occurrence: घटनेच्या ठिकाणाचा प्रकार: दसगाने वाहन चाळवणे

(ix) Type of Property involved (4 Types): अंतर्भूत मालमत्तेचे प्रकार:

- (1) \_\_\_\_\_ (2) \_\_\_\_\_
- (3) \_\_\_\_\_ (4) \_\_\_\_\_



5. Particulars of the victims (Attach separate sheet, if required)  
 बळीगा तपशील (आवश्यक असल्यास स्वतंत्र कागद जोडावा) :

Sr No	Name	Date/Year of Birth	Sex	Nationality	Religion	Whether SC/ST	Occupation	Address	Injury Grievous/Simple	...
अ.क्र.	नाव	जन्मतारीख/वर्ष	लिंग	राष्ट्रीयत्व	धर्म	जाती/जमाती	व्यवसाय	पत्ता	गंभीर/साधी (10)	साधन/हत्यारे (11)
(1)	(2)	(3)	(4)	(5)	(6)	(7)	(8)	(9)	(10)	(11)
9	शुतड अमोकरवी दोन	-	2	प्रत्ये भारतीय-दोन्ही	वजारा	मादरी	मालीगु नाही	गामीर दुवाक आळखी गुडु वाळखी	अपघात क्षेत्री	...

6. Motive of Crime : गुन्हाचा हेतू :  
 गाडी चोखून भावक तालाकी घातून निघूनकाली पा  
 चोखून गेस मारतुन मरणास काळजास घाली

7. Details of properties Stolen/Involved [ Use appropriate prescribed form (s) and attach ] :  
 चोरीचा / अंतर्भूत मालमतेचा तपशील (योग्य नमुना वापरावा व सोबत जोडावा) :

8. Description of the place of occurrence : घटनेच्या जागेचे वर्णन :  
 घातक झपाटू पंचनामा.

घातक २१/११/१९ ना भावकी स काँजदार सतोव झार न १९९६ पोरी  
 निवली येथे डकुटी एवढे वाजता पायुन शःनर वाजता पथीत झेडुन  
 डायरी भमळवार व ड झारीकरी कारेत भसताना नोम शीकास  
 गगाधर पवार ३५वय ना घोडा भडुनी यानकी वी २१ निवली  
 येथे येवून लागली की निवली येथे निवली न गाड्याधर  
 गाडे वर गेस झतनी जवळ अपघात झाला दोन डकुटी  
 इयकी मरुग घावक भाहे मडरी माहीती वरुन पो २१ निवली



देवान डायरी ला. नॉ. १० पु. नॉ. १२. ए. वा. नॉ. २ राजा होयत घालता  
 २यली गावून पाणी असता गडचिरोल जिल्हा मागाच्या दिशेने डाव्या  
 बाजूला बाळम पोळ अथवा का. नॉ. २४-आ १०१ गाडी इ. मध्ये असून  
 जिवती ले गडचिरोल रोड वर मोटार लायकट नं. का. नॉ. ३४-आ-३९५  
 अपघात रस्तोतीत घडली होती रोडचे बाजूला मागाच्या डाव्या  
 बाजूला दोन एम. एम. अपघात झाल्यामुळे घालता २यली बाळम पोळ  
 गाडी समोर गाडीचे उजव्या बाजूला घडली डिमली त्यांना उचका  
 उचका कावेला प्रामाणिक आरोग्य विद्द जिवती येथे नेई, दोन एम. एम.  
 मरणा पावले अम. डा. ला. नॉ. अम. स. कॅन्सेट्टे हिलाने दोही मृत्यु  
 पावलेला नाळीना त्याचे नाते वाहिड व HC मरणाकडे व. PC २९ ९९  
 PC ४६५ यांना हजेरीवर पंचनामा व पोस्ट मॉर्टिम कार्य रवाना  
 वादनाने ग्रामीण राज्याला गडचिरोल येथे राजा करणाक माही  
 सफर घालता २यली बाळम पोळ पंधारी किरी असता घालता २य.  
 बाळम पोळ मय गाडी नं. का. नॉ. २४-आ १०१ ही गडचिरोल जिल्हा  
 रोड वरचे बाजूला भाऊन जिवती नई रोड  
 मॉटार लायकट नं. का. नॉ. ३४-आ-३९५ ही गाडीचे समोर  
 गाडीचे समोर शो समोर घडून मॉटार लायकटचा समोर घडून  
 अपघात झाल्यामुळे कुल्ल भाई त्यांचे घालता २यली माणु बाळम  
 परीमराची पंधारी किरी असता करीला कोणतेही कुल्लान  
 वरु मीळुण भाई नाही सफर घालता २यली घडली २यलीला त्याचे  
 जवळ कुल्लान वरु मीळुण भाई नाही त्यांना उचका कावेला  
 प्रामाणिक आरोग्य विद्द जिवती येथे PC २९ ९९ हजेरी पाठविलाक माही  
 घालता २यलीची चतुर्था लीमा त्याची पुतारी मही  
 मरणा घालता २यलीची चतुर्था लीमा मीमा जिवती येथे मरुण पूर्वम  
 गीयक शमराव पतार याचे शेत रोड काळुन पात्रे म मरुड गळु  
 वेळी याचे शेत रोड काळुन घालता २यली मरुड मरुड पळमाचे डाड  
 विद्युत पोळ उल्ल दिशेला गडचिरोल कडे मागास रोड कात्रे म  
 कडे जिवती कडे जाणारा डायरी रोड अम. अम. मरुड घालता २यली  
 जिवती ग्राम वचायत येथे समी मरुड गळु येथे माही

घालता २यली पंचनामा कार्यवाही पंचा लसका मीमाळ  
 लसका करणाक मातो मरुण पंचनी पंचनामा वरुण माही मरुड  
 रवाना करण पंचनामाळु वाळुन लसका मीमा




पुणे

यश

अरे शॉपिंग शाळा

घटनास्थळ



10 Description of physical evidence from the scene of crime for the property recovered / seized for the purpose of investigation :

तपासकामी प्रत्यक्ष पुरावा म्हणून गुन्हाच्या जागेवरून मिळविलेल्या/जप्त केलेल्या मालमत्तेचे वर्णन :

11. Date and Time of Panchanama :

Time:

घटनास्थळ पंचनाम्याची वेळ व दिनांक

११/११/१८

वेळ

१३:००

ते

१३:३०

पर्यंत.

12. Name of Panchas :

Signature of Panchas :

पंचाची नावे :

पंचाच्या राह्या :

(1) कीर्तन मंगळ राठोड वय ५४

(1)

Full Address :

(2)

पत्ता २१ शिवती कि चौक

(2) सुकुमार लक्ष्मी भवई वय ३५ वर्ष राठ नानक फोर म शिवती

Full Address :

पत्ता शिवती

Name and Signature of the Investigation Officer

तपासणीक अंमलदाराची सही

Name: सलोख पुसा राम उपा

नाव :

Rank: डा

पदनाम :

B. No. if any : १४५६

ब. नं. :

शिवती

Place: शिवती

ठिकाण: शिवती

११/११/१८